A8 Series | LED Tape
ZIGY Flush Arc
(A8-ZIGY-FAR)

TYPE

STATIC WHITE | STATIC COLORS | SINGLE BIN +-30K | ✓TM-30 ✓LM-79 ✓LM-80 | DRY DAMP | CLOSET RATED | RoHS COMPLIANT | TITLE 24 JA8

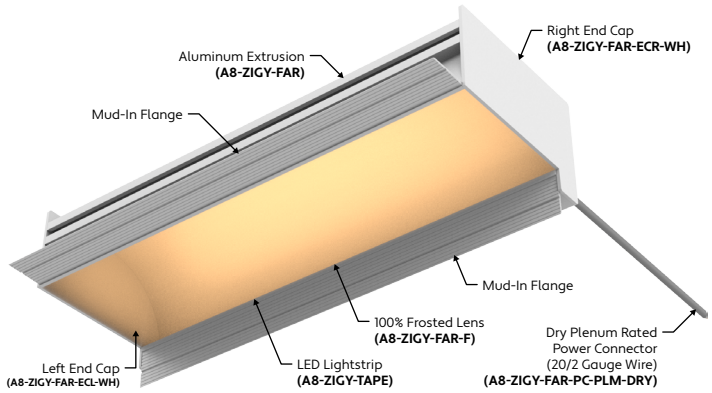

GENERAL FEATURES

Applications	Mud-In, Accent, Decorative, Surface, Recessed Lighting
Lens	50% Semi-Frosted, or 100% Frosted
Viewing Angle	120°
Length	Built to Order (+/- 1/8" Tolerance)
Construction	Aluminum Extrusion
Field Cutting	Dry and Damp Location Field Cuttable
Weight	1.5 lbs per foot
Mounting	Mud-In
Listing	Dry or Damp Location UL2108, 67.1.9, 60.4, CSA C22.2 #9 UL8750, CSA250
Driver	Remote (Sold Separately)
Closet Rating	Up to 3.6 Watts per Foot Maximum
Temperature Ratings	Operating / Startup: -20° to 48°C (-4° to 120°F) Storage: -40° to 76°C (-40° to 170°F)
Installation Link	**Link to Installation Instructions >**

END VIEWS / DIMENSIONS

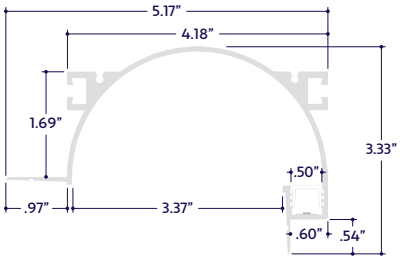

ELECTRICAL

Dimming	0-10V, Forward / Reverse Phase, Lutron, DMX, DALI
Maximum Run (Class 1 Applications)	18' **(6.5W)**, 21' **(5.5W)**, 26' **(4.5W)**, 33' **(3.6W)**, 36' **(1.5W, 2.5W)**
Maximum Run (Class 2 Applications)	13' **(6.5W)**, 15' **(5.5W)**, 18' **(4.5W)**, 23' **(3.6W)**, 34' **(2.5W)**, 36' **(1.5W)**
Luminaire Voltage	24VDC

MOUNTING OPTION

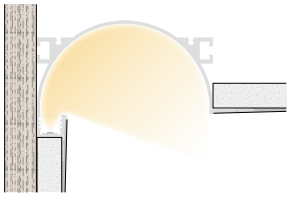

Mud-In / Plaster

SPECIFY PRODUCT CODE | CHOOSE FROM DROP DOWNS

Series	Lens	Watts per Foot	Dimming	CCT LED	Listing	Finish	Luminaire Length
A8-ZIGY-FAR						**WH**	
ZIGY Flush Arc **(A8-ZIGY-FAR)**	50% Semi-Frosted Lens **(SF)**	1.5 Watts **(1.5W)** 154 Lumens / ft*[1]	Phase Dimming: Forward / Reverse Phase **(PH)**	2400K **(24K)**	Indoor **(DRY)**	White*[7] **(WH)**	Specify Length in Feet & Inches **Example:** 7'8"
		2.5 Watts **(2.5W)** 257 Lumens / ft*[1]	0-10V: 100% - 1% **(10V)**	2700K **(27K)**			
	100% Frosted Lens: Line of Light **(F)**	3.6 Watts **(3.6W)** 370 Lumens / ft*[1]	Hi-lume 1% 3 Wire*[2] **(L3DA)**	3000K **(30K)**	Outdoor **(DAMP)**		
		4.5 Watts **(4.5W)** 463 Lumens / ft*[1]	Hi-lume Premier 0.1% JA8*[3] **(L3D0)**	3500K **(35K)**			
		5.5 Watts **(5.5W)** 566 Lumens / ft*[1]	JA8 0-10V **(JA8-10V)**	4000K **(40K)**			
		6.5 Watts **(6.5W)** 669 Lumens / ft*[1]	DMX-512*[4] **(DMX)**	4500K **(45K)**			
			DALI*[5] **(DALI)**	Red*[6] **(R)**			
			Leave Blank for Non-Dimming	Green*[6] **(G)**			
				Blue*[6] **(B)**			
				Amber*[6] **(A)**			

*[1] Lumens per Foot based on 35K CCT LED. **Example:** 103 Lumens x 1.5 Watts = 154 Lumens per Foot.
*[2] **(L3DA)** 40 watt max Lutron Hi-Lume 1% 3 Wire #L3DA4U1UKL-CV240
*[3] **(L3D0)** 96 watt max Hi-Lume Premier 0.1% #L3D0-96W24V-U
*[4] Default DMX address of each luminaire is 001. Consult third party DMX commissioner to modify at time of installation.
*[5] DALI commissioning to be performed by a third party at time of installation. ALUZ does not provide DALI commissioning.
*[6] Red, Green, Blue, and Amber LEDs are only available in 2.5W and 5.5W.
*[7] Default finish is White **(WH)** if left blank.

620 South Richfield Rd, Placentia, CA 92870

aluz.lighting | info@aluz.lighting | 866.ALUZ.LTG | 714.535.7900

© ALUZ All Rights Reserved. ALUZ reserves the right to make changes or withdraw specifications without prior notice.

A8 Series | LED Tape
ZIGY Flush Arc
(A8-ZIGY-FAR)

TYPE

LAMP FEATURES

Lamp Type	LEDs
CRI	> 95
R_9	95
Efficacy*	90 Lumens per Watt

Note: Efficacy is based on 35K CCT LED **(35K)** with 50% Semi-Frosted Lens **(SF)**.

LAMP SPECIFICATIONS

Lamp Number	Correlated Color Temperature / Description	Efficacy (Lumens per Watt)	L70 LED Life
24K	2400 Kelvin (Incandescent White)	90	60,000 hrs.
27K	2700 Kelvin (Warm White)	101	
30K	3000 Kelvin (Warm White)	100	
35K	3500 Kelvin (Neutral White)	103	
40K	4000 Kelvin (Neutral White)	105	
45K	4500 Kelvin (Neutral White)	102	
R	Red (621nm)		40,000 hrs.
G	Green (525nm)		
B	Blue (470nm)		
A	Amber (590nm)	37	

To calculate Lumens per Foot, multiply Efficacy by Watts per Foot.
Example: 103 Lumens per Watt x 1.5 Watts per Foot = 154 Lumens per Foot.

DELIVERED LUMENS

Wattage	Delivered Lumens (with Light Loss)	
	(SF)	(F)
1.5W	134	115
2.5W	224	192
3.6W	323	277
4.5W	405	347
5.5W	495	424
6.5W	585	501

LENS / OPTICS APPEARANCE

50% Semi-Frosted Lens **(SF)**
Slight Diode Image
12.5% Light Loss

100% Frosted Lens **(F)**
No Diode Image: Line of Light
25% Light Loss

BEAM ANGLE

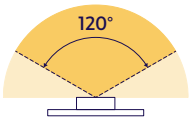

120° x 120° Beam

TM-30 VALUES

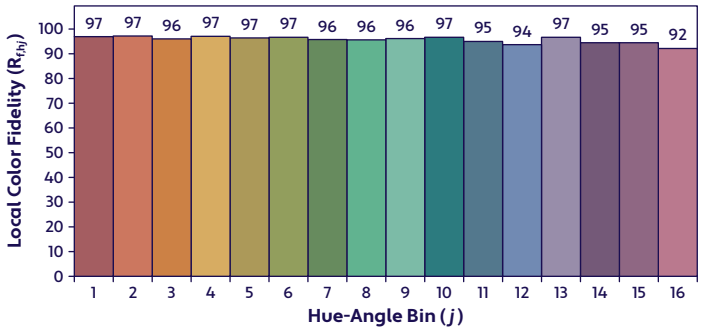

x	**0.4085**
y	**0.3901**
u'	**0.2381**
v'	**0.5115**

CIE 13.3-1995 (CRI)
R_a 97
R_9 95

SPECTRAL POWER DISTRIBUTION AMBER LED (590nm) TURTLE FRIENDLY

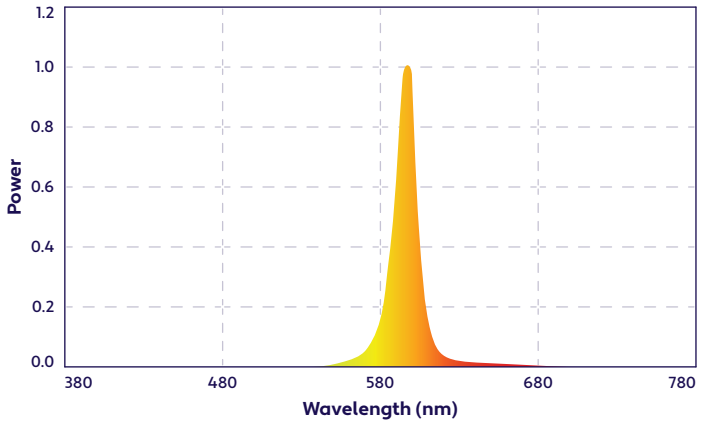

620 South Richfield Rd, Placentia, CA 92870

aluz.lighting info@aluz.lighting 866.ALUZ.LTG | 714.535.7900

© ALUZ All Rights Reserved. ALUZ reserves the right to make changes or withdraw specifications without prior notice.

DRIVERS

Dimming Selection	Product Code	Link to Specification Sheet / URL
Phase Dimming: Forward Phase / Reverse Phase	**(PH)**	https://aluz.lighting/assets/PDFs/DRV/DRIVERS-Brochure.pdf
0-10V: 100% - 1%	**(10V)**	https://aluz.lighting/assets/PDFs/DRV/DRIVERS-Brochure.pdf
Hi-Lume 1% 3 Wire	**(L3DA)**	https://aluz.lighting/assets/PDFs/DRV/DRIVERS-Brochure-Lutron.pdf
Hi-Lume Premier 0.1% JA8	**(L3D0)**	https://aluz.lighting/assets/PDFs/DRV/DRIVERS-Brochure-Lutron.pdf
JA8 0-10V	**(JA8-10V)**	https://aluz.lighting/assets/PDFs/DRV/DRIVERS-Brochure.pdf
DMX-512	**(DMX)**	https://aluz.lighting/assets/PDFs/DRV/DRIVERS-Brochure-RDM.pdf
DALI	**(DALI)**	https://aluz.lighting/assets/PDFs/DRV/DRIVERS-Brochure-RDM.pdf

CONNECTORS (Sold Separately)

Note: Connectors are factory assembled to each run length.
Connectors are subject to change without notice.



Dry Plenum Rated Power Connector
(20/2 Gauge Wire)
(A8-ZIGY-FAR-PC-PLM-DRY-X)
X = Specify Length, 36" Default, 25' Maximum

Part #	Length	Qty.
A8-ZIGY-FAR-PC-PLM-DRY-	36"	
A8-ZIGY-FAR-PC-PLM-DRY-		

Note: Specify 1 Power Connector for each lead required.
Power Connectors are factory assembled to each length.

END CAPS (Sold Separately)



Left End Cap
(A8-ZIGY-FAR-ECL-WH)

Part #	Qty.
A8-ZIGY-FAR-ECL-WH	

Right End Cap
(A8-ZIGY-FAR-ECR-WH)

Part #	Qty.
A8-ZIGY-FAR-ECR-WH	

MITERED CORNERS (Sold Separately)



90° Internal Corner
(A8-ZIGY-FAR-90D-IN)

Part #	Qty.
A8-ZIGY-FAR-90D-IN	

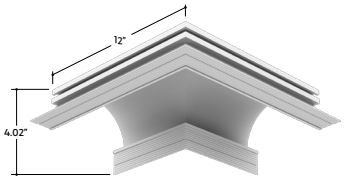

90° External Corner
(A8-ZIGY-FAR-90D-EX)

Part #	Qty.
A8-ZIGY-FAR-90D-EX	

© ALUZ All Rights Reserved. ALUZ reserves the right to make changes or withdraw specifications without prior notice.

DESIGN GUIDELINES

Individual Fixture

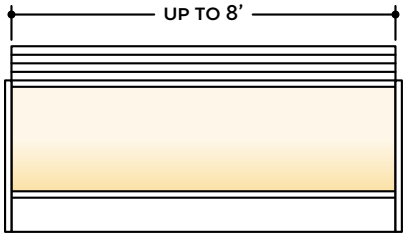

Individual Fixture with Mud-In

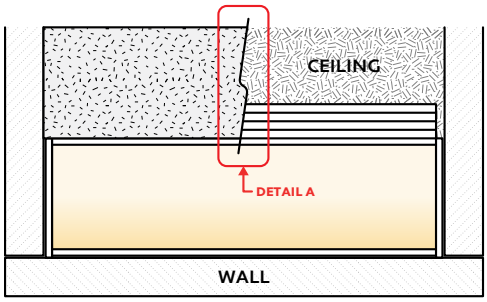

Continuous Run

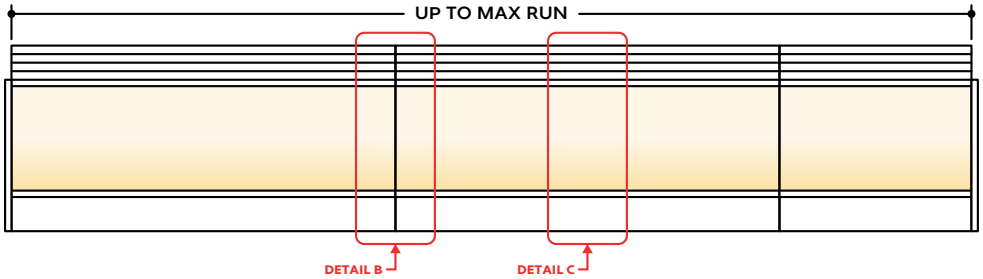

Runs with Continuous Connector

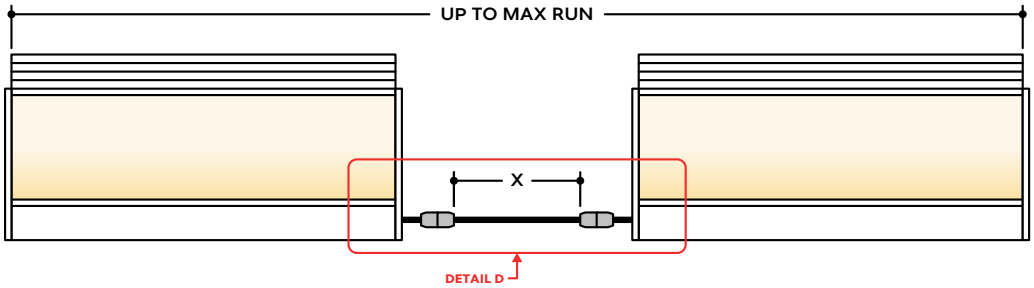

KEY

Detail A	**Mud-In:** Plaster is used to cover the flanges of the extrusion, leaving a flush appearance. Refer to installation instructions for details.
Detail B	**Two Extrusions Meet:** Two extrusion segments meet. Refer to installation instructions for additional details.
Detail C	**Two Lenses Meet:** Lenses are staggered so that the lens always overlaps where two extrusion segments meet. Refer to installation instructions for additional details.
Detail D	**Dry Continuous Connector:** Used to span a corner or traverse a gap, corner, or obstacle in a dry location installation area. For Mud-In applications, the connection is located behind the mounting surface, such as drywall.

Note: Drawings not to scale. Product may differ from examples shown.

© ALUZ All Rights Reserved. ALUZ reserves the right to make changes or withdraw specifications without prior notice.