ALUZ

A2 Series | Recessed
ZELO Duet Dynamic White
(A2-ZELO-DUT-DWH)

TYPE



DYNAMIC WHITE | TM-30 | LM-79 | LM-80 | DRY DAMP | CLOSET RATED | RoHS COMPLIANT | TITLE 24 JA8 | BABA

GENERAL FEATURES

Applications	Indirect Lighting
Lens	Clear
Length	Built to Order (+/- 0.25" Tolerance)
Construction	Aluminum Extrusion
Finish	White
Weight	4.80 lbs per foot
Mounting	Aircraft Cable
Listing	Dry or Damp Location UL1598, CSA C22.2#250.0 UL8750, CSA250 UL2108, 67.1.9, 60.4, CSA C22.2 #9
Driver	Driver on Board or Remote Driver
Temperature Ratings	Operating / Startup: -20° to 48°C (-4° to 120°F) Storage: -40° to 76°C (-40° to 170°F)
FG Installation	**Link to Installation Instructions >**
TB Installation	**Link to Installation Instructions >**
TBR Installation	**Link to Installation Instructions >**
HC Installation	**Link to Installation Instructions >**
MI Installation	**Link to Installation Instructions >**

END VIEWS / DIMENSIONS

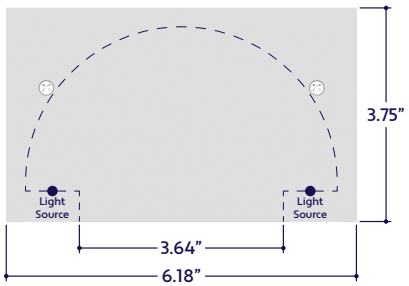

Note: End view dimensions do not include ceiling trims or mounting options. Refer to trim-specific installation instructions for additional details.

MOUNTING OPTIONS

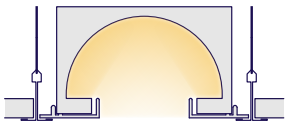
T-Bar Trim

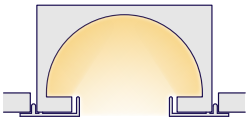
Hard Ceiling Trim

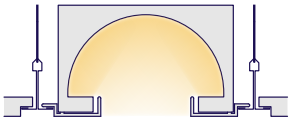
Flange Trim

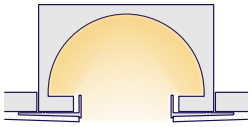
Mud-In Trim

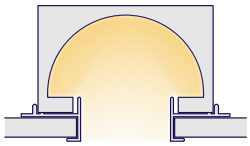
TBR Trim

SPECIFY PRODUCT CODE | CHOOSE FROM DROP DOWNS

Series	CCT Gamut		Watts per Foot	Control Interface	Listing	Luminaire Voltage	Luminaire Length
	Low CCT	High CCT					
						UNV	
Flange Ceiling Trim **(A2-ZELO-DUT-DWH-FG)**	2000K **(20K)**	3000K **(30K)**	1.5 Watts x 2 = 3 Watts **(3W)** 219 Lumens / ft*[1]	DALI*[2] **(DALI)**	Indoor **(DRY)**	120 - 277 Volts Line Voltage*[4] **(UNV)**	Specify Length in Feet & Inches **Example:** 7'8"
	2200K **(22K)**	3500K **(35K)**	2 Watts x 2 = 4 Watts **(4W)** 292 Lumens / ft*[1]				
T-Bar Ceiling Trim **(A2-ZELO-DUT-DWH-TB)**	2400K **(24K)**	4000K **(40K)**	3 Watts x 2 = 6 Watts **(6W)** 438 Lumens / ft*[1]	0-10V: 100% - .1% **(10V)**	Outdoor **(DAMP)**		
	2700K **(27K)**	4500K **(45K)**	4 Watts x 2 = 8 Watts **(8W)** 584 Lumens / ft*[1]				
T-Bar Return Ceiling Trim **(A2-ZELO-DUT-DWH-TBR)**		5000K **(50K)**	5 Watts x 2 = 10 Watts **(10W)** 730 Lumens / ft*[1]	DMX-512*[3] **(DMX)**			
		5500K **(55K)**	6 Watts x 2 = 12 Watts **(12W)** 876 Lumens / ft*[1]				
Hard Ceiling Trim **(A2-ZELO-DUT-DWH-HC)**		6000K **(60K)**	7 Watts x 2 = 14 Watts **(14W)** 1022 Lumens / ft*[1]	Casambi Ready **(CAS)**			
		6500K **(65K)**					
Mud-In Ceiling Trim **(A2-ZELO-DUT-DWH-MI)**							

Note: See page 2 for ordering notes & restrictions.

620 South Richfield Rd, Placentia, CA 92870

aluz.lighting info@aluz.lighting 866.ALUZ.LTG | 714.535.7900

© ALUZ All Rights Reserved. ALUZ reserves the right to make changes or withdraw specifications without prior notice.

A2 Series | Recessed
ZELO Duet Dynamic White
(A2-ZELO-DUT-DWH)

TYPE

ORDERING NOTES & RESTRICTIONS

*[1] Lumens per Foot based on 35K CCT LED. **Example:** 73 Lumens x 3 Watts = 219 Lumens per Foot.

*[2] DALI commissioning to be performed by a third party at time of installation. ALUZ does not provide DALI commissioning.

*[3] Default DMX address of each fixture is 001. Consult third party DMX commissioner to modify at time of installation.

*[4] Remote drivers wattage sized based on length of run. **Example:** 10' run x 6 watts per foot = 60 watts. Driver will be sized to 60 watts maximum.

ELECTRICAL

Dimming	0-10V, Casambi Ready, DMX, DALI
Maximum Run (Class 2 Applications)	28' **(3W)**, 21' **(4W)**, 14' **(6W)**, 10' **(8W)**, 8' **(10W)**, 7' **(12W)**, 6' **(14W)**
Luminaire Voltage	120V - 277V **(UNV)**

COMPATIBLE CONTROL INTERFACES

- 0-10V
- DALI2
- DMX
- Acuity Controls / nLight
- eldoLED
- Distech Controls
- Legrand
- Wattstopper
- Pass & Seymour
- Leviton
- Crestron / Cresnet / SolarSync
- Eaton
- Tridonic / Bluetooth

LAMP FEATURES

Lamp Type	High Output LEDs (No Mercury)
CRI	> 91
Efficacy	73 Lumens per Watt (Based on 35K CCT LED) 84 Lumens per Watt (Based on 65K CCT LED)

Note: Lumens per Watt based on highest tested CCT value of each gamut.
Refer to Photometry data for additional information.

LAMP SPECIFICATIONS

Gamut Range	Description	L70 LED Life
20K - 35K	Dynamic White: 2000 Kelvin - 3500 Kelvin	60,000 hours
27K - 65K	Dynamic White: 2700 Kelvin - 6500 Kelvin	

DRIVERS

Dimming Selection	Product Code	Link to Specification Sheet / URL
DALI	**(DALI)**	https://aluz.lighting/assets/PDFs/DRV/DRV100-E.pdf
0-10V: 100% - 1%	**(10V)**	https://aluz.lighting/assets/PDFs/DRV/DRV30-E-DWH-UNV-24VDC-10V-DRY.pdf
		https://aluz.lighting/assets/PDFs/DRV/DRV60-E-DWH-UNV-24VDC-10V-DRY.pdf
		https://aluz.lighting/assets/PDFs/DRV/DRV96-E-DWH-UNV-24VDC-10V-DRY.pdf
Casambi Ready	**(CAS)**	https://aluz.lighting/assets/PDFs/DRV/DRV30-E-DWH-UNV-24VDC-CAS-DRY.pdf
		https://aluz.lighting/assets/PDFs/DRV/DRV60-E-DWH-UNV-24VDC-CAS-DRY.pdf
		https://aluz.lighting/assets/PDFs/DRV/DRV96-E-DWH-UNV-24VDC-CAS-DRY.pdf
DMX-512	**(DMX)**	https://aluz.lighting/assets/PDFs/DRV/DRV100-E.pdf

DYNAMIC WHITE CONTROLS (Sold Separately)

10V Control Switch
(CTRL-DWH-10V)

Part #	Qty.
CTRL-DWH-10V	

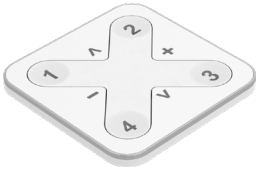

Bluetooth Wireless Control Panel
(CTRL-DWH-BT)

Part #	Qty.
CTRL-DWH-BT	



DMX Touch Panel
(CTRL-DWH-DMX)

Part #	Qty.
CTRL-DWH-DMX	

DALI Touch Panel
(CTRL-DWH-DALI)

Part #	Qty.
CTRL-DWH-DALI	

620 South Richfield Rd, Placentia, CA 92870

aluz.lighting info@aluz.lighting 866.ALUZ.LTG | 714.535.7900

© ALUZ All Rights Reserved. ALUZ reserves the right to make changes or withdraw specifications without prior notice.

10V DIIMMING WIRING DIAGRAM (Sold by others)

0-10V CONTROL SET #1 - INTENSITY (DIMMING)
Function: Controls light output level (brightness only)

0-10V CONTROL SET #2 - DYNAMIC WHITE (CCT TUNING)
Function: Controls color temperature (Warm ↔ Cool)

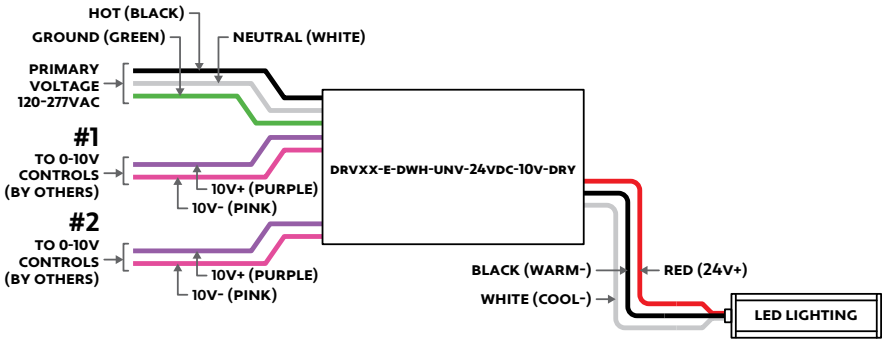

CASAMBI WIRING DIAGRAM

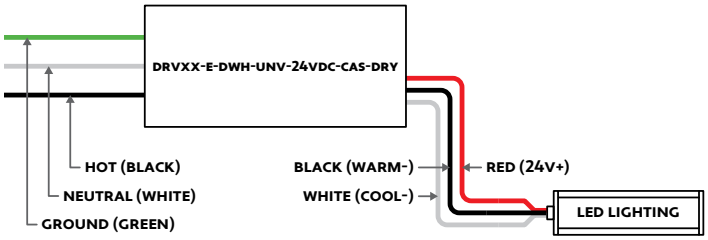

© ALUZ All Rights Reserved. ALUZ reserves the right to make changes or withdraw specifications without prior notice.

MOUNTING ACCESSORIES (Sold Separately)



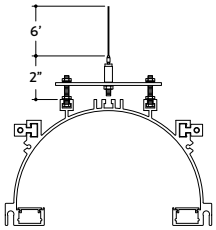

Aircraft Cable Assembly
(A2-ZELO-DUT-AC-6')

Part #	Qty.
A2-ZELO-DUT-AC-6'	

Note: Use 3 Aircraft Cable Assemblies per 8', rounded up.
Consult factory for custom cable lengths.

ILLUMINATED CORNERS (Sold Separately)

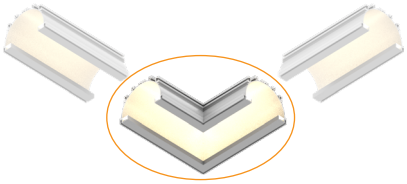

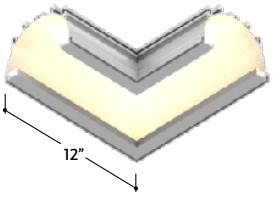

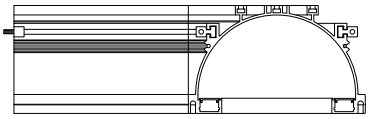

90° Illuminated Flat Corner
(A2-ZELO-DUT-90D-FL-X) X = Specify Product Code

Series / Ceiling Trim	CCT LED	Watts per Foot	Dimming	Listing	Luminaire Voltage	Qty.
					UNV	

Note: Specify product code to match specified code from page 1.
Click on image to see cut sheet for additional details.

END CAPS & REFLECTIVE FILM (Sold Separately)



Standard End Cap
(A2-ZELO-DUT-EC)

Part #	Qty.
A2-ZELO-DUT-EC	

Note: Use 1 Standard End Cap when the run terminates at a flat wall.



Mud-In End Cap with Round Opening
(A2-ZELO-DUT-EC-RD)

Part #	Qty.
A2-ZELO-DUT-EC-RD	

Note: Use 1 Mud-In End Cap when the run will terminate with an opening.



Mud-In End Cap with Square Opening
(A2-ZELO-DUT-EC-SQ)

Part #	Qty.
A2-ZELO-DUT-EC-SQ	

Note: Use 1 Mud-In End Cap when the run will terminate with an opening.

Additional Reflective Film
(A2-ZELO-DUT-RF-X)
X = Specify Length Below

Part #	Qty.
A2-ZELO-DUT-RF-25'	
A2-ZELO-DUT-RF-50'	
A2-ZELO-DUT-RF-75'	
A2-ZELO-DUT-RF-100'	
A2-ZELO-DUT-RF-150'	
A2-ZELO-DUT-RF-200'	
A2-ZELO-DUT-RF-250'	

© ALUZ All Rights Reserved. ALUZ reserves the right to make changes or withdraw specifications without prior notice.

A2 Series | Recessed
ZELO Duet Dynamic White
(A2-ZELO-DUT-DWH)

TYPE

TRIM STYLE	DESCRIPTION	FINISHED APPEARANCE
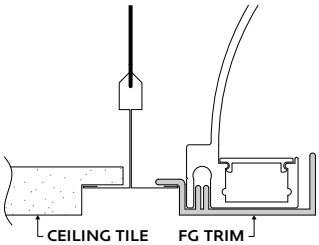 Flange Ceiling Trim **(A2-ZELO-DUT-FG)**	• Compatible with T-Bar ceiling grid systems • Best used with tegular-edged tiles • Trim rests on T-Bar grid	
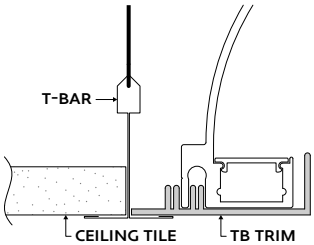 T-Bar Ceiling Trim **(A2-ZELO-DUT-TB)**	• Compatible with T-Bar ceiling grid systems • Best used with square-edged tiles • Trim rests on T-Bar grid	
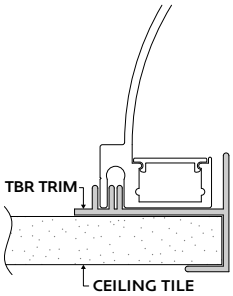 T-Bar Return Ceiling Trim **(A2-ZELO-DUT-TBR)**	• Compatible with T-Bar ceiling grid systems • Luminaire sits centered within the tile and spans a length shorter than the length of the tile.	
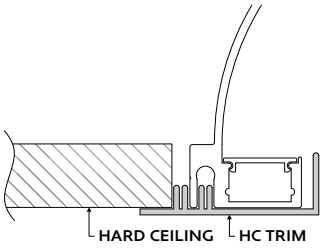 Hard Ceiling Trim **(A2-ZELO-DUT-HC)**	• Compatible suspended hard ceiling systems • Best used with drywall ceiling • Trim is flush with ceiling surface	
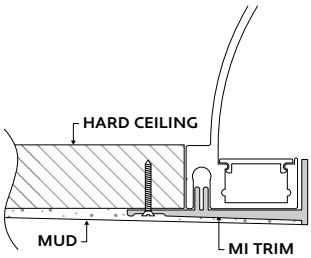 Mud-In Ceiling Trim **(A2-ZELO-DUT-MI)**	• Compatible suspended hard ceiling systems • Best used with drywall ceiling • Trim uses mud-in finish for seamless appearance	

620 South Richfield Rd, Placentia, CA 92870

aluz.lighting info@aluz.lighting 866.ALUZ.LTG | 714.535.7900

© ALUZ All Rights Reserved. ALUZ reserves the right to make changes or withdraw specifications without prior notice.

DESIGN GUIDELINES

Individual Run

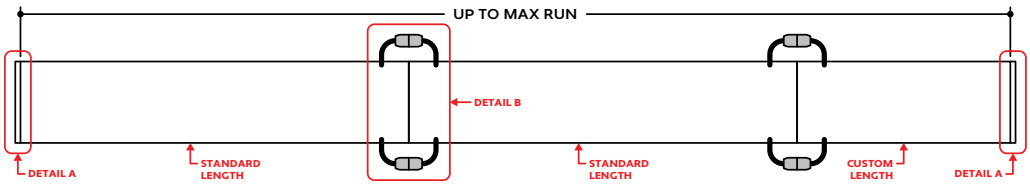

Run with Illuminated Corners

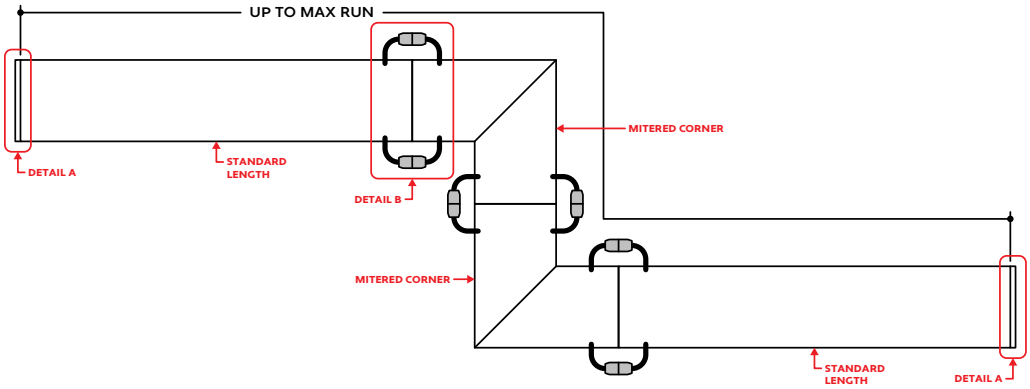

Run with Jumper Cables

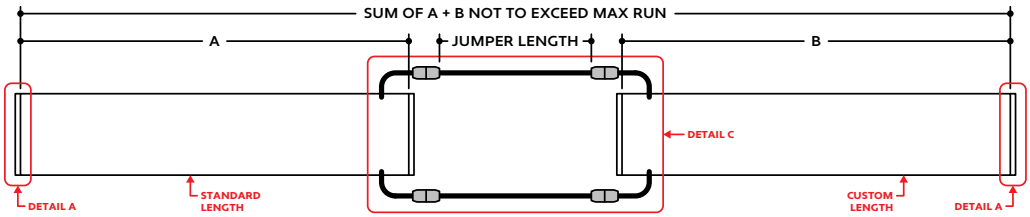

Continuous Run Exceeding Maximum Run (2 Circuits)

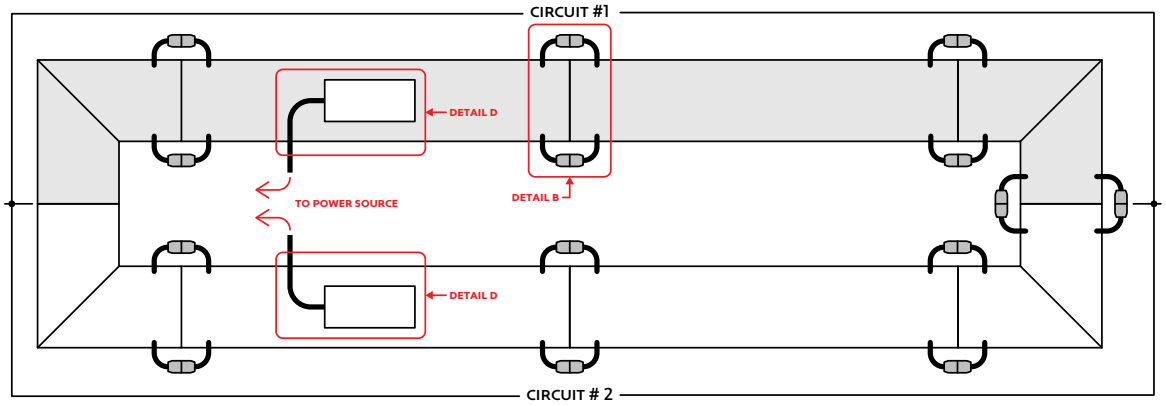

KEY

Detail A	**End Cap:** An end cap is used to terminate each run at either end.
Detail B	**Continuous Connection:** Luminaire segments are connected using an included continuous connector. See installation instructions for details.
Detail C	**Continuous Connector (Jumper):** Used to span a corner or traverse a gap, corner, or obstacle in the installation area.
Detail D	**Remote Driver:** For T-Bar ceiling grid applications, the driver may be mounted on top of the luminaire. See installation instructions for details.

Note: Drawings not to scale. Product may differ from examples shown.

© ALUZ All Rights Reserved. ALUZ reserves the right to make changes or withdraw specifications without prior notice.